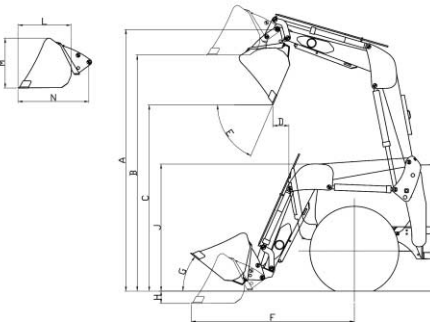




► The implements in photo are for your reference only.

Loader Specifications



Loader Model : KL1930/ KL1931			
A	Maximum Lift Height	3,674mm	144.6"
B	Clearance with Attachment Leve	3,355mm	132.0"
C	Clearance with Attachment Dumped	2,720mm	107.1"
D	Reach at Maximum Height	426mm	16.8"
E	Maximum Dump Angle	60°	60°
F	Reach with Attachment on Ground	2,333mm	91.9"
G	Attachment Rollback Angle	48°	48°
H	Digging Depth Below Grade	300mm	11.8"
J	Overall Height in Carry Position	1,810mm	71.3"
L	Depth of Attachment (to back of Inner shell)	687mm	27.1"
M	Height of Attachment	643mm	25.3"
N	Depth of Attachment (to pivot pin)	906mm	35.7"
	Lift Capacity to Full Height @ Pivot Pins	1294.4kg	2853.6lb
	Breakout Force @ Ground Level, pivot pin	1923.1kg	4239.7lb
	Relief Valve Setting (Loader Control Valve)	180kg/cm²	2560psi
	Lift Cylinders	Ø80mmx525mm	Ø3.15"x20.7"
	Bucket Cylinder	Ø80mmx460mm	Ø3.15"x18.1"
	Attachment used for specification	2,200mm	87"
	Hydraulic System	Tractor pump w/loader control valve	

Specifications

MODEL	DK903		DK904C
CABIN	New version of Deluxe Cabin		
ENGINE			
Model	1104D-44T (Tier 3)		
Type	4cyl.,Water Cooled, 4Cycle, Turbo Diesel		
Engine Horsepower	90.5 Gross@2200		
Displacement	cc	4,400	
Rated revolution	rpm	2,200	
Fuel tank	Liter	125	
CLUTCH			
Type	Dry single plate - single stage Type		
Method of operation	Mechanical		
Clutch size	mm	325	
TRANSMISSION			
Type	Synchromesh		
Travel Speeds (18.4-30)	12 Forward, 12 Reverse		16 Forward, 16 Reverse
-Forward	0.43km/h - 32.60km/h		0.22km/h -35.86km/h
-Reverse	0.42km/h - 31.92km/h		0.19km/h - 31.92km/h
Diff. Lock	Rear (standard)		
Brake	Wet disc type (hydraulic)		
Front wheel driving	Constant Mesh		Hydraulic
POWER TAKE-OFF			
Type	Independent / Ground		
PTO revolution	rpm	540 / 1000	
PTO shaft	SAE 1-3/8, 6 splines		
3-POINT HITCH			
Type	Category 2		
Lift Capacity at lift point (max)	kfg	2,400	
Drawbar type	Swing drawbar		
Top Link	Quick type		Ball type
Lower Link	Quick type		
HYDRAULICS			
Pump Capacity	ℓ/min	1st : 44 (20cc) 2nd : 30.8	1st : 48.4 (22cc) 2nd : 35.2
3-pt. Hitch control	Position, Draft and mixed Control		
No. of standard remote valves	2EA (4 port)		
Joystick valve	Standard (4port)		
Steering	Hydraulic		
STANDARD TIRES			
Front	11.2-24		
Rear	18.4-30		
DIMENSIONS			
Length (with front weight)	mm	4,338	4,537
Wheelbase	mm	2,142	2,310
Ground Clearance	mm	475	418
Front Tread-Std. Tires	mm	1,470	1,520
Rear Tread-std. Tires	mm	1,535	1,535
Height (with cabin)	mm	2,850	2,750
Width	mm	2,005	2,005
Weight	kg	3,455	3,525

• NOTE : The specifications are subject to change for the purpose of improvement without any notice.

Standard Equipments

- Telescopic 3 Point Ends
- Telescopic Stabilizers
- Crank Adjustable Lift Link
- Front Weights
- Hydraulic Power Steering
- Rear Differential Lock
- Hyraulic Brakes
- Safety Start Switch
- Front & Rear Working Lights
- Tilt Steering Wheel
- One Lever Joystic for Loader Operation
- Power Outlet(3P) and 7 Pole Socket
- Remote Hydraulic Valve
- 1st & 2nd Hydraulic Valve
- AM/FM Radio CD Player
- Ground PTO



Kioti Tractor/  
 Daedong Industrial. Co., Ltd.  
 1422-5, Seocho-Dong, Seocho-Ku, Seoul, Korea  
 tel 82-2-3470-7454-9 • fax 82-2-3470-7485  
 web www.daedong.co.kr

Optional Equipments

CAB & ROPS

- 3rd hydraulic valve (Detent & Floating)
- Rear weights
- Beacon wire harness
- Assistant ram cylinder

CAB

- Cooler/Warmer
- Sunvisor
- Passenger's seat

ROPS

- Sunshade

Dealer Imprint Area

Kioti Tractor / Daedong Ind. Co., Ltd. / TEL DK903/DK904C/02\_1102



KIOTI TRACTORS  
 DK903/DK904C





# Exceptional quality and dependability in the DK series tractors

Keeps you *ahead of the pack*



► The implements in photo are for your reference only.




## Air Conditioner

Increased Heat and A/C capacity over previous models ensures that you will stay cool in the summer and warm in the winter.



## AUTO PTO

One of the unique feature of these tractors are Auto PTO. The Auto PTO will "automatically" engage the PTO when the three point hitch is lowered and "automatically" disengage the PTO when raised. This feature is advantageous for reducing noise and vibration associated with PTO driven implements that are frequently raised and lowered.



## Remote Hydraulic Valves

The tractors come standard with 2 rear remote valves to accommodate a wide variety of attachments and implements. The third remote valve is available as optional equipment.

## Deluxe Cabin

The DK 904's Deluxe Cabin comes standard with all the comforts of home including: Front and rear wipers, A/C and heat, AM/FM radio with cassette, auxiliary power outlet, rearview mirror, clothes hanger, ashtray, and sunroof. In addition, the ergonomically designed work station places operator controls within easy reach of the deluxe suspension seat to minimize fatigue for those long days in the field.



## Single Lever Joystick

Mid mount hydraulics and a single lever joystick for loader operations are standard on the tractors.



## Power Steering

Equipped with hydrostatic power steering, the tractors have smooth responsive steering that required minimal operator effort regardless of the task at hand.



## Power Engine

Powered by a fuel efficient 1100 series Perkins engine, the tractors offer high torque for heavy loads all while offering low noise levels. All Kioti Tractors produce low smoke and meet current EPA and CARB standards for emissions.



## Convenient Hood

The streamlined, one piece hood accompanied by a vertical exhaust adjacent to the cab post offers great forward visibility even when loader is equipped. With a quick release latch and removable engine panels, the tractors are easy to maintain and service.



## Fuel Tank

With a 125Liter fuel tank and a fuel efficient engine, the tractors are able to work a long time between fuel breaks. A large filler neck with a wide spout is conveniently located next to the left cab steps to make re-fueling quick and easy.




## Deluxe Seat

A fully adjustable, suspension seat allows the operator to ride in comfort no matter what the job may be. A retractable seatbelt is standard on all Kioti tractors to ensure operator safety.



## Telescopic CAT II hitch

Category II 3-point hitch with standard telescopic link ends makes attaching implements quicker and easier than fixed links and enhances operator safety. The tractors also come standard with telescopic stabilizers and a RH leveling box to provide operator's with a wide range of customizable 3-point hitch options depending on the job at hand.



## 16x16 Transmission

The DK904C with 16x16 gears (12x12 gears for DK903) have travel speeds to match any task around the farm. The fully synchronized shuttle of both transmissions are easy to operate and work well in all applications and simplify loader work. The DK904 also has a factory installed creeper gear that propels the tractor at speeds as low as 0.22 KPH.